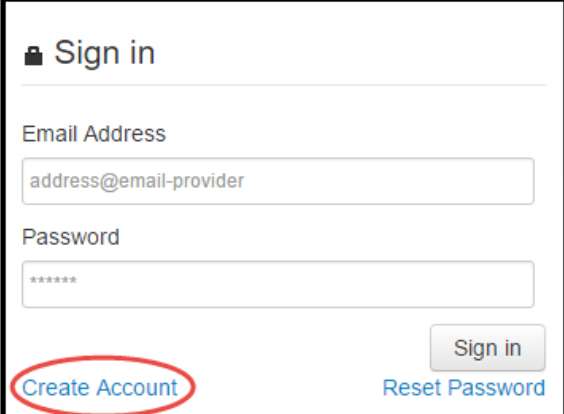


# QUICK REFERENCE GUIDE: Create an Account

1 Click Create Account.



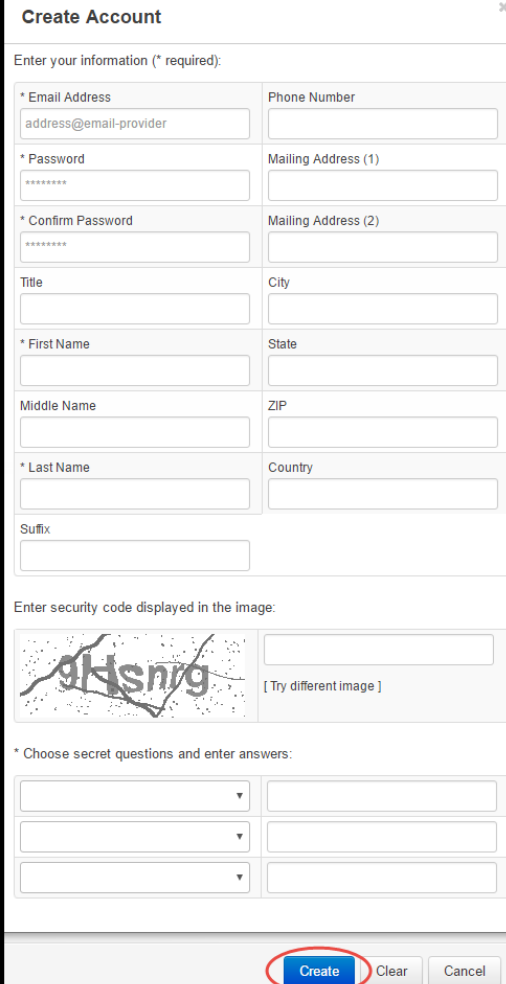
Sign in

Email Address  
address@email-provider

Password  
\*\*\*\*\*

Sign in

[Create Account](#) [Reset Password](#)




Create Account

Enter your information (\* required):

* Email Address address@email-provider	Phone Number
* Password *****	Mailing Address (1)
* Confirm Password *****	Mailing Address (2)
Title	City
* First Name	State
Middle Name	ZIP
* Last Name	Country
Suffix	

Enter security code displayed in the image:

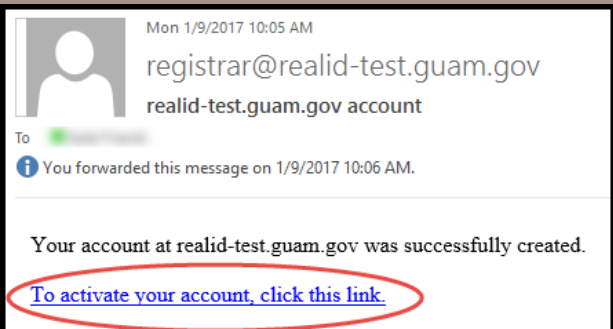
 [ Try different image ]

\* Choose secret questions and enter answers:


[Create](#) [Clear](#) [Cancel](#)

2 Complete all required fields on the Create Account form, and then click Create.

3 Before signing in, activate your account from the e-mail sent to you.



Mon 1/9/2017 10:05 AM

registrar@realid-test.guam.gov  
realid-test.guam.gov account

To [redacted]

You forwarded this message on 1/9/2017 10:06 AM.

Your account at realid-test.guam.gov was successfully created.

[To activate your account, click this link.](#)

**VALID**